



DELSYS[®]

Surface EMG Sensors

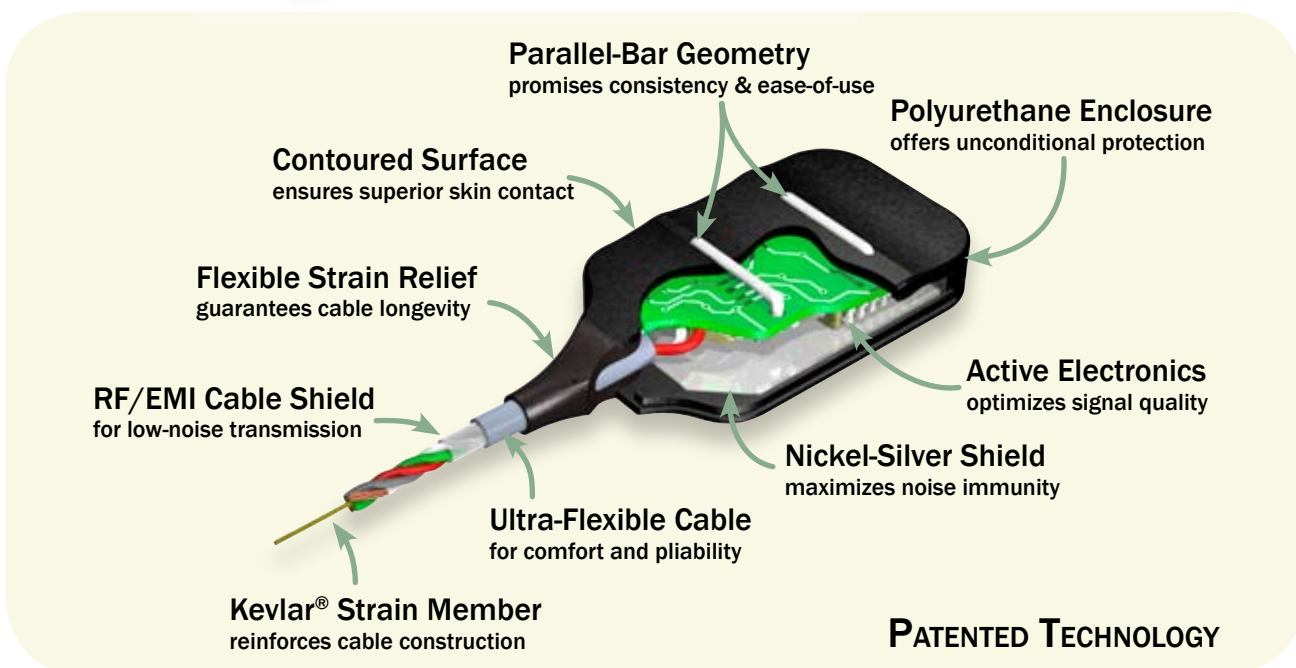
DELSYS has been at the forefront of innovative developments in electromyography since 1993. Our parallel-bar sensors establish the foundation for unmatched signal quality, consistency and reliability in DELSYS EMG Systems. A pioneer in the field, we are committed to furthering the technology and the applications of electromyography through novel sensor designs and EMG signal detection concepts.

- Single Differential and Double Differential models
- No gel or skin preparation necessary
- Can be affixed to skin or used as a probe
- Convenient adhesive skin interfaces
- Slim profile for unobtrusive usage



Precision

Innovation



Specifications

System	DE-2.1 Bagnoli™ Single Differential	DE-3.1 Bagnoli™ Double Differential	DE-2.3 Myomonitor® Single Differential
Mechanical			
Number of Contacts	2	3	2
Contact Dimension	10.0 x 1.0 mm	10.0 x 1.0 mm	10.0 x 1.0 mm
Contact Spacing	10.0 mm	10.0 mm	10.0 mm
Contact Material	99.9% Ag	99.9% Ag	99.9% Ag
Detection Area	100 mm ²	200 mm ²	100 mm ²
Case Dimensions	41 x 20 x 5 mm	41 x 20 x 5 mm	41 x 20 x 5 mm
Case Material	Polycarbonate	Polycarbonate	Polycarbonate
Cable Length	1.67 m	1.67 m	1.67 m
Connector	Hypertronics D04	Hypertronics D04	Hypertronics D04
Temperature Range	0-40 °C	0-40 °C	0-40 °C
Electrical			
Preamplifier Gain	10 V/V ±1%	10 V/V ±1% (per diff. pair)	1000 V/V ±1%
Bandwidth	open	open	20-450 Hz ±10%
Noise	1.2 µV (RMS, R.T.I.)	1.2 µV (RMS, R.T.I.)	1.5 µV (RMS, R.T.I.)
CMRR (0-500 Hz)	-92 dB (typical)	-92 dB (typical)	-92 dB (typical)
Power Consumption	20 mW (typical)	45 mW (typical)	40 mW (typical)
Input Impedance	>10 ¹⁵ Ω // 0.2pF	>10 ¹⁵ Ω // 0.2pF	>10 ¹⁵ Ω // 0.2pF

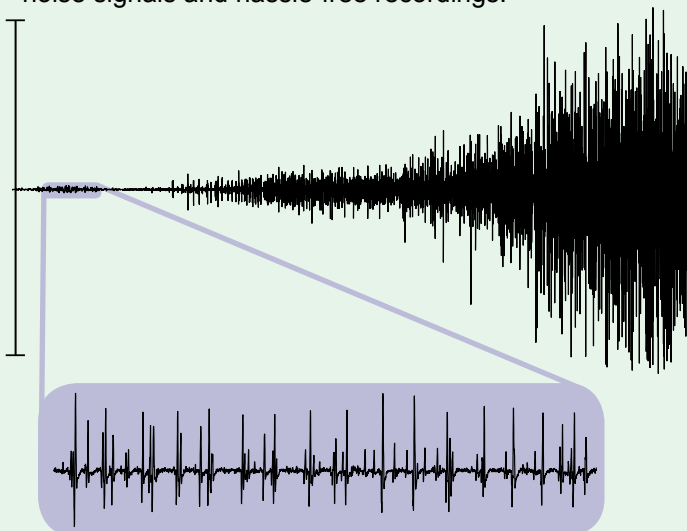
Comfort



Convenience

Full Range

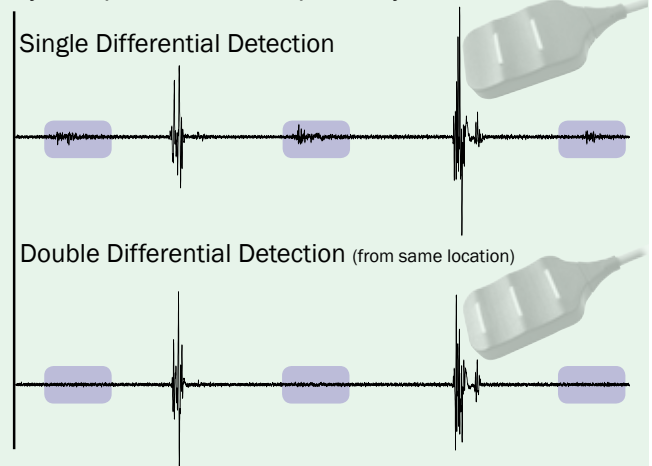
DELSYS Sensors are unsurpassed in signal quality, resolution, and range of detection. All electrode models share unique input characteristics that guarantee low-noise signals and hassle-free recordings.



High Definition

Comprehensive

DE-2.1 Sensors are designed for a broad range of applications, ideally-suited to capture all EMG activity with precision and expediency.



DE-3.1 Sensors reduce the presence of EMG crosstalk. Our Double-Differential approach offers unique research strategies for the discerning electromyographer.

Selective